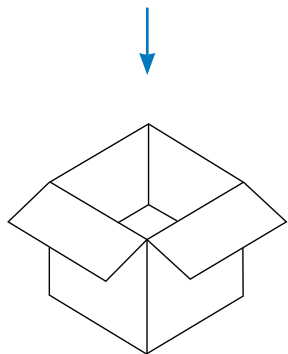


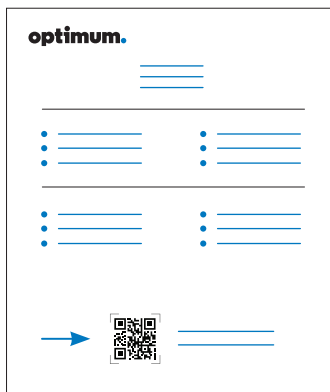
Self-Install Guide

You're just minutes away from enjoying your Optimum services.

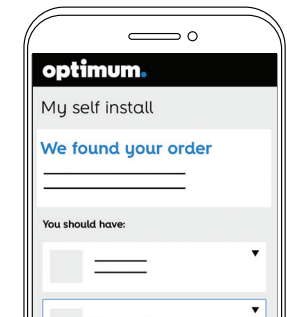
- 1 Find the packing slip from the shipping box



- 2 Scan the QR code printed on your packing slip using the camera on your smartphone



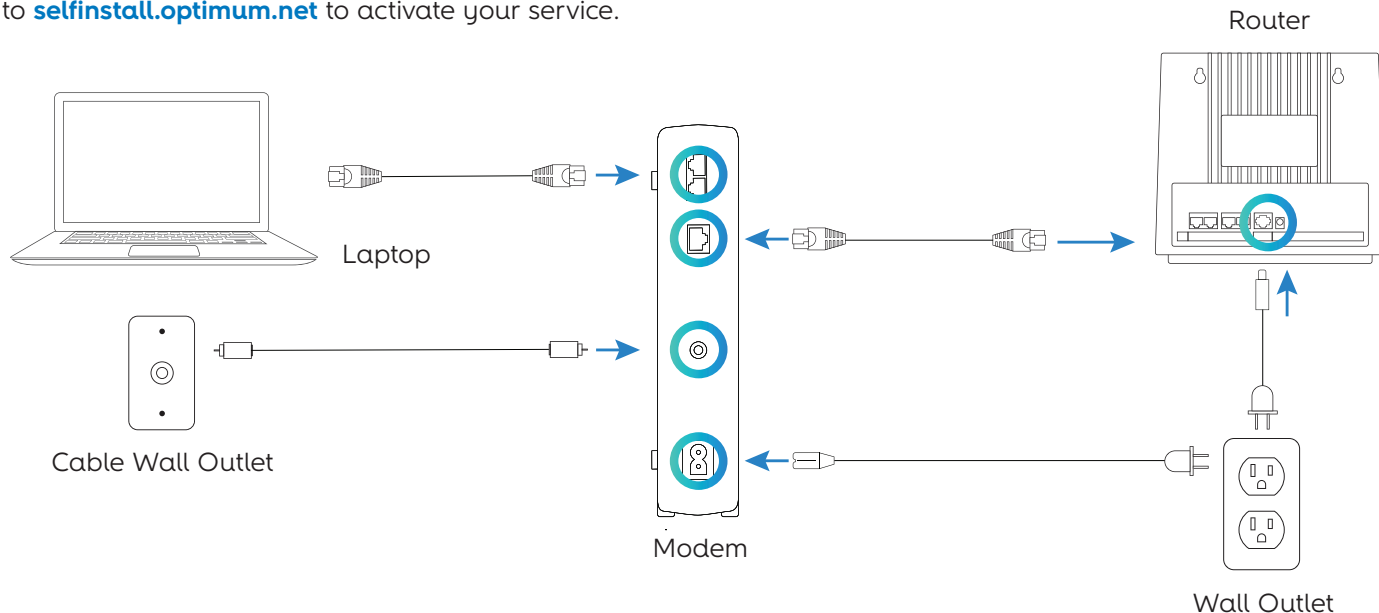
- 3 Follow the steps online to activate your service



optimum.

No service on your smartphone?

No worries. Grab a laptop and connect it to your equipment as shown below using an Ethernet cable. Turn on your modem and router, then go to selfinstall.optimum.net to activate your service.



Make sure to return any old equipment.

Go to your nearest Optimum store or visit optimum.net/returns

For safety, compliance, recycling and other important information regarding your modem, please refer to the Optimum Terms of Service at optimum.net/terms. Optimum, the Optimum family of marks and Optimum logos are registered trademarks of CSC Holdings, LLC, a subsidiary of Altice USA, Inc. ©2020 CSC Holdings, LLC

COL082044715